

# Top 10 Tips for Writing a Great Review Article

**Author**

Enago Academy

**Post Url**

<https://www.enago.com/academy/top-10-tips-writing-great-review-article/>



[Literature review](#) plays a critical part in any research study. It helps researchers narrow the knowledge in a given field of study. In addition, it allows researchers to identify and examine the latest research along with its strengths and weaknesses. A review article, therefore, is not only beneficial to those who are starting out their research project, but also to those who wish to stay updated on the latest findings.

There are a few things that need to be kept in mind while [drafting review articles](#). In this infographic, we look at a list of tips to help researchers draft highly resourceful scientific review articles.

(Click to download the checklist)

10

## TIPS FOR WRITING A GOOD REVIEW ARTICLE

- 1

Conduct a thorough literature survey.
- 2

Include a title, abstract, index, introduction, corpus, bibliography, and appendices (if needed) in your review article.
- 3

Choose a well-defined topic and draft the review keeping in mind your target audience.
- 4

Use reference management tools (e.g., Mendeley Desktop) to cite published work and save time.
- 5

Maintain good structure and flow.
- 6



Review and highlight the latest and most-cited research.
- 7


Avoid plagiarism by explaining published literature to your target audience in your own words.
- 8

Present a detailed analysis of the research work undertaken in a particular area.
- 9



Identify strengths and weaknesses, refrain from bias, and cite accurately.
- 10

In the summary section, identify topics/ideas that need further investigation.



Learn. Share. Discuss. Publish.

### Cite this article

Enago Academy, Top 10 Tips for Writing a Great Review Article. Enago Academy. 2018/04/03. <https://www.enago.com/academy/top-10-tips-writing-great-review-article/>